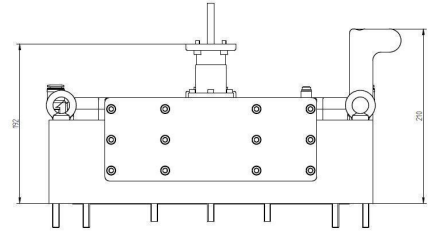


# PLASMA ARRAY (LARGE AREA) - MA4000Y-123BC

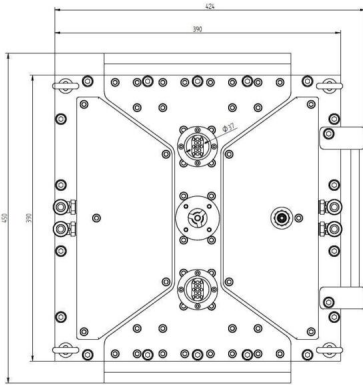
Categories: Plasma components

Outline Dimensions (mm(inch))

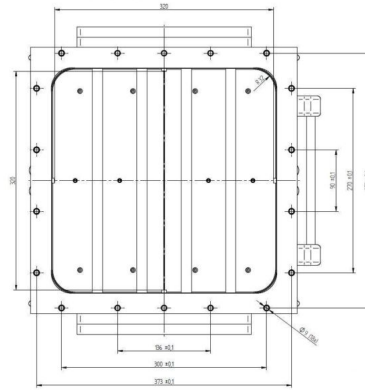


## BILDERGALERIE

Outline Dimensions (mm(inch))



Outline Dimensions (mm(inch))



## ADDITIONAL INFORMATION

<b>Typ</b>	Plasma array (large area)
<b>Process</b>	Etching & Deposition
<b>Output Connection Type</b>	Plasma area 320 mm x 320 mm
<b>Dielectric material</b>	Ceramics
<b>Output Power [W]</b>	2000
<b>Frequency [MHz]</b>	2450
<b>Gas manifold</b>	Single