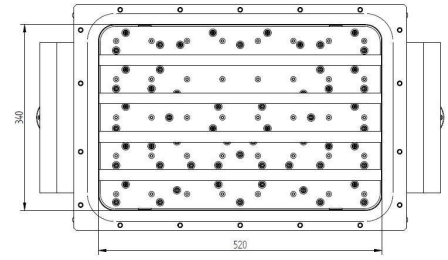


PLASMA ARRAY (LARGE AREA) - MA6000Y-033BC

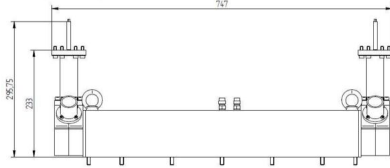
Categories: Plasma components

Outline Dimensions (mm(inch))

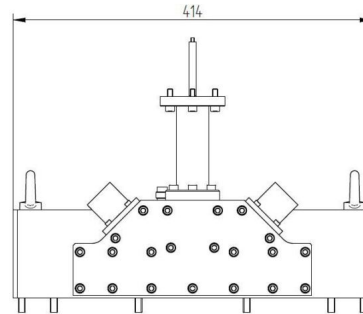


BILDERGALERIE

Outline Dimensions (mm(inch))



Outline Dimensions (mm(inch))



ADDITIONAL INFORMATION

Typ	Plasma array (large area)
Process	Etching & Deposition
Output Connection Type	Plasma area 520 mm x 340 mm
Dielectric material	Ceramics
Output Power [W]	2x 3000
Frequency [MHz]	2450
Gas manifold	Double