


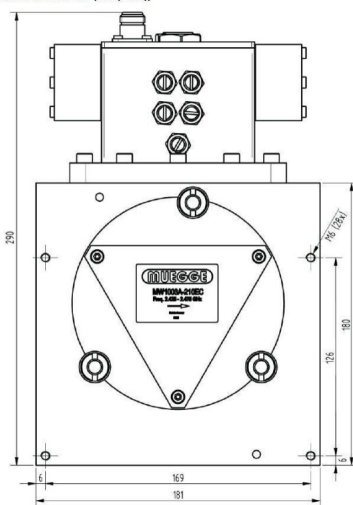
# ISOLATOR - MW1003A-210EC

Categories: Waveguide components

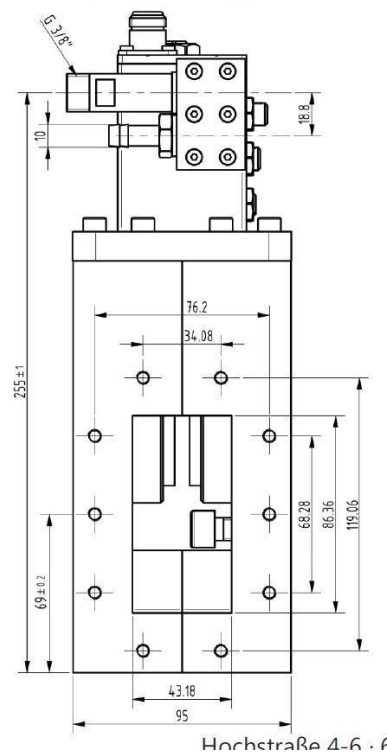


## BILDERGALERIE

Outline Dimensions (mm(inch))



Outline Dimensions (mm(inch))



## ADDITIONAL INFORMATION

<b>Frequency [MHz]</b>	2450
<b>Output Power [W]</b>	3000
<b>Waveguide size</b>	WR340 / R26
<b>Flange</b>	UDR
<b>Product group</b>	Iso- / Circulator