


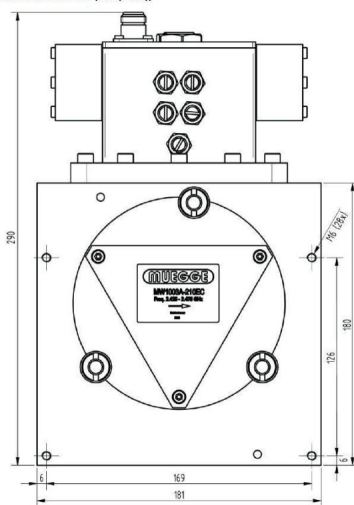
# ISOLATOR - MW1003A-210EC

Catégorie: Guides d'onde

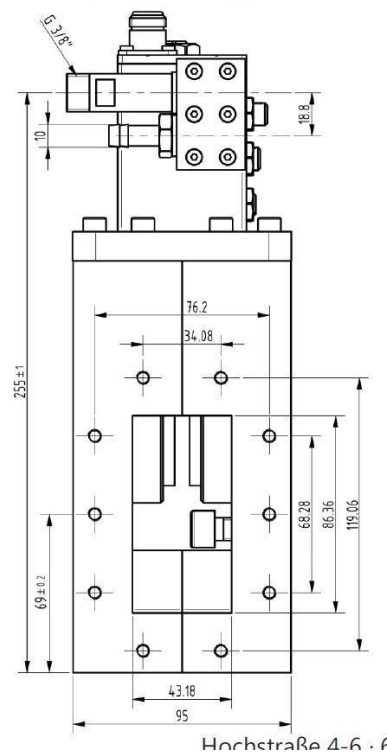


## BILDERGALERIE

Outline Dimensions (mm(inch))



Outline Dimensions (mm(inch))



## INFORMATION ADDITIONNELLE

<b>Fréquence [MHz]</b>	2450
<b>Puissance de sortie [W]</b>	3000
<b>Taille du guide d'ondes</b>	WR340 / R26
<b>Bride</b>	UDR
<b>Groupe de produits</b>	Iso- / Circulateurs