

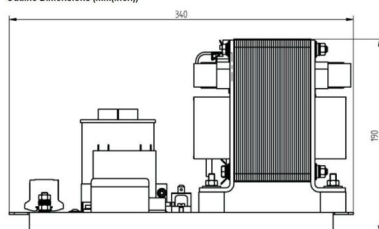
# STROMVERSORGUNG (LC-STABILISIERT) - MC1250B-111AB

Categories:

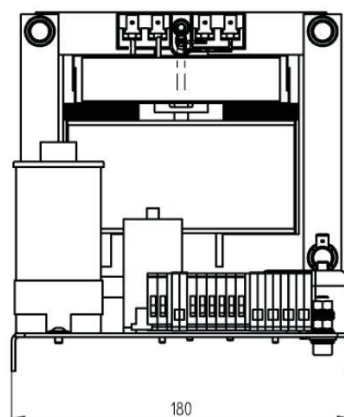


## BILDERGALERIE

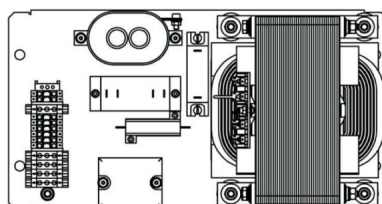
Outline Dimensions (mm(inch))



Outline Dimensions (mm(inch))



Outline Dimensions (mm(inch))



## ZUSÄTZLICHE INFORMATIONEN

<b>Art</b>	
<b>Frequenz [MHz]</b>	2450
<b>CW [W]</b>	1250
	2~ (L1 / L2 / PE)
	+ / -
<b>[V]</b>	400
<b>[V]</b>	24
<b>[Hz]</b>	50
<b>[W]</b>	-
<b>(HMI)</b>	-
	-
2	-
3	-
4	-
5	-
<b>[mm ( )]</b>	180 (7,09)
<b>[mm ( )]</b>	190 (7,48)
<b>[mm ( )]</b>	340 (13,39)
	IPO0
	LC-