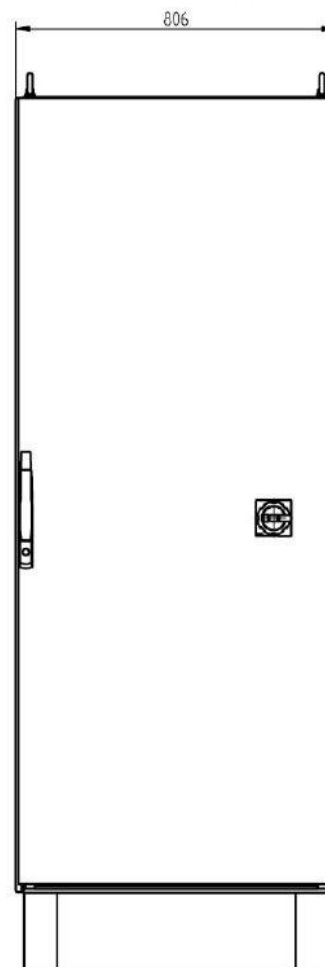


# STROMVERSORGUNG (LINEAR) - MS015KE-114DG

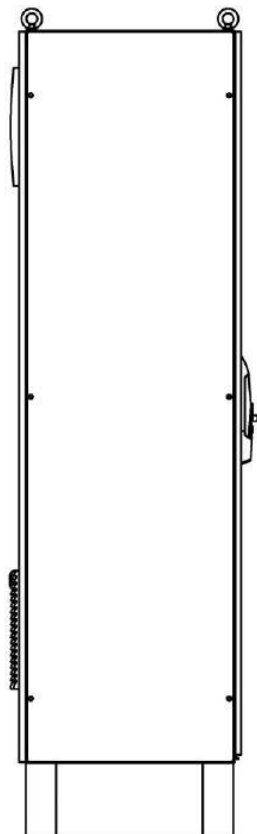
Categories:

Outline Dimensions (mm(inch))

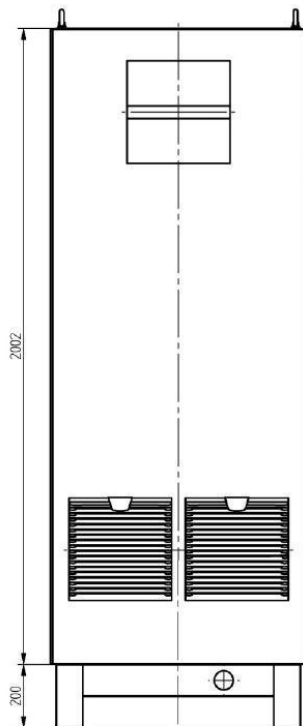


## BILDERGALERIE

Outline Dimensions (mm(inch))



Outline Dimensions (mm(inch))



## ZUSÄTZLICHE INFORMATIONEN

<b>Art</b>	
<b>Frequenz [MHz]</b>	2450
<b>CW [W]</b>	15000
	3~ (L1 / L2 / L3 / PE)
	-
<b>[V]</b>	480
<b>[V]</b>	-
<b>[Hz]</b>	50 / 60
<b>[W]</b>	-
<b>(HMI)</b>	
	RS-232
2	
3	-
4	-
5	-
<b>[mm ( )]</b>	806 (31,73)
<b>[mm ( )]</b>	2202 (86,69)
<b>[mm ( )]</b>	676,7 (26,64)
	IP54