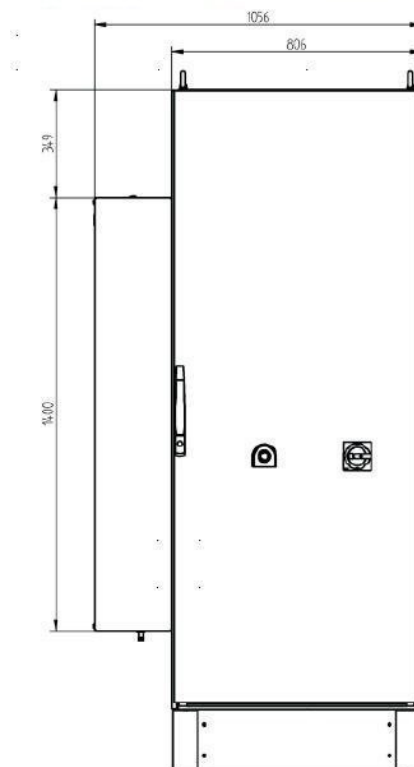


# STROMVERSORGUNG (LINEAR) - MS030KE-514DE

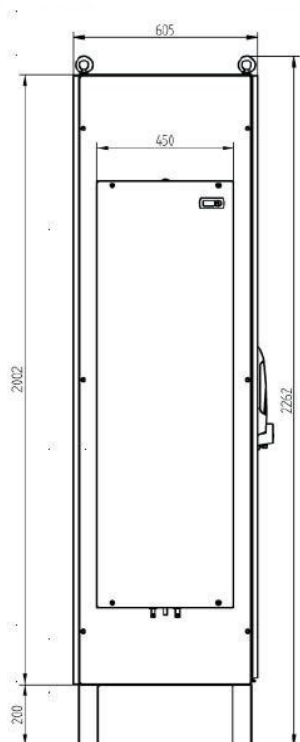
Categories:

Outline Dimensions (mm(inch))




## BILDERGALERIE

Outline Dimensions (mm(inch))



Outline Dimensions (mm(inch))



## ZUSÄTZLICHE INFORMATIONEN

<b>Art</b>	
<b>Frequenz [MHz]</b>	915
<b>CW [W]</b>	30000
	3~ (L1 / L2 / L3 / PE)
	-
<b>[V]</b>	400
<b>[V]</b>	-
<b>[Hz]</b>	50
	-
<b>[W]</b>	-
<b>(HMI)</b>	
	A/D
2	-
3	-
4	-
5	-
<b>[mm ( )]</b>	1056 (41,58)
<b>[mm ( )]</b>	2261 (89,02)
<b>[mm ( )]</b>	605 (23,82)
	IP55