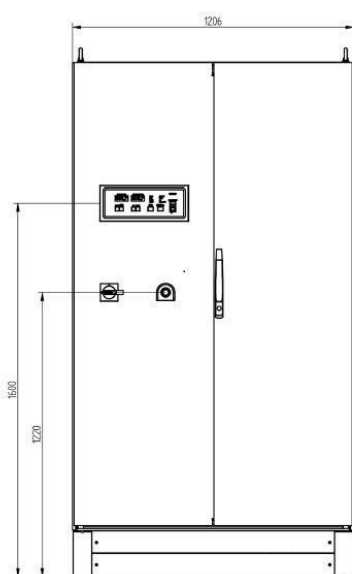


STROMVERSORGUNG (LINEAR) - MS075KE-511DL

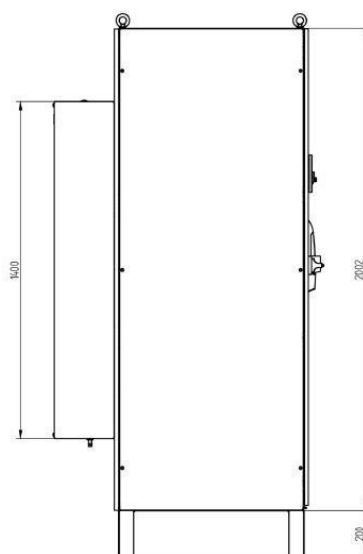
Categories:



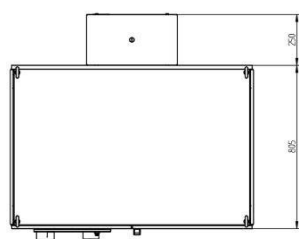
BILDERGALERIE



Outline Dimensions (mm(inch))



Outline Dimensions (mm(inch))



Outline Dimensions (mm(inch))

ZUSÄTZLICHE INFORMATIONEN

| | |
|-----------------------|------------------------|
| Art | |
| Frequenz [MHz] | 915 |
| CW [W] | 75000 |
| | 3~ (L1 / L2 / L3 / PE) |
| | - |
| [V] | 400 |
| [V] | - |
| [Hz] | 50 |
| | - |
| [W] | - |
| (HMI) | |
| | CAN-Bus |
| 2 | - |
| 3 | - |
| 4 | - |
| 5 | - |
| [mm ()] | 1200 (47,24) |
| [mm ()] | 2250 (88,58) |
| [mm ()] | 1050 (41,84) |
| | IP40 |
| | |
| | |