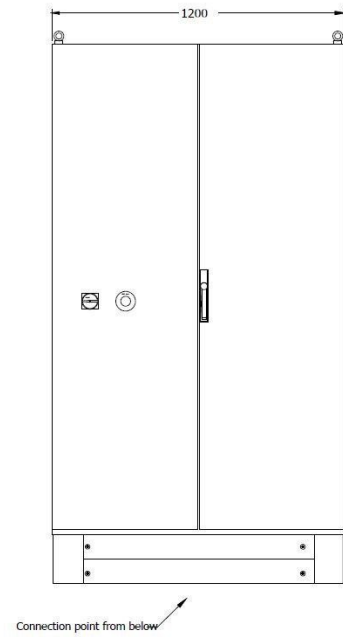


# STROMVERSORGUNG (LINEAR) - MS075KE-512DL

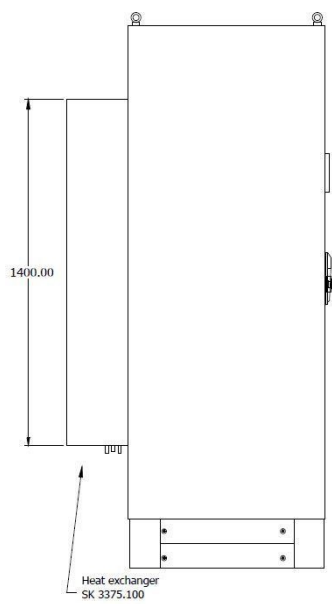
Categories:

Outline Dimensions (mm(inch))




## BILDERGALERIE

Outline Dimensions (mm(inch))



Outline Dimensions (mm(Inch))



## ZUSÄTZLICHE INFORMATIONEN

<b>Art</b>	
<b>Frequenz [MHz]</b>	915
<b>CW [W]</b>	75000
	3~ (L1 / L2 / L3 / PE)
	-
<b>[V]</b>	400
<b>[V]</b>	-
<b>[Hz]</b>	50
	-
<b>[W]</b>	-
<b>(HMI)</b>	
	CAN-Bus
2	-
3	-
4	-
5	-
<b>[mm ( )]</b>	1200 (47,24)
<b>[mm ( )]</b>	2250 (88,58)
<b>[mm ( )]</b>	1050 (41,84)
	IP40