

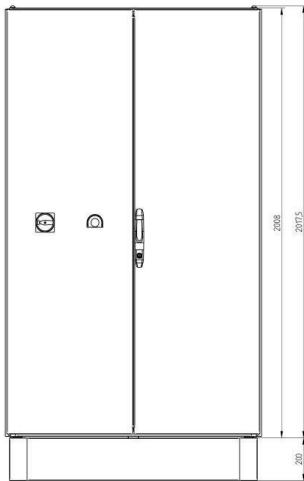
STROMVERSORGUNG (LINEAR) - MS100KE-512DE

Categories:

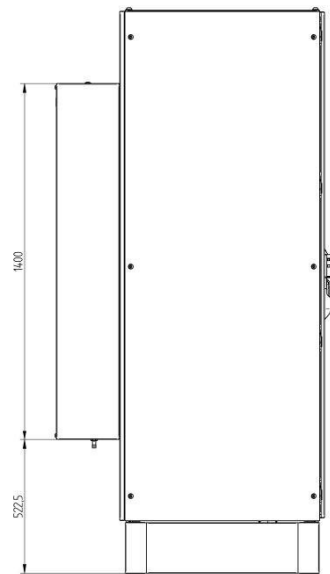


BILDERGALERIE


Outline Dimensions (mm(inch))



Outline Dimensions (mm(inch))



Outline Dimensions (mm(inch))



ZUSÄTZLICHE INFORMATIONEN

Art	
Frequenz [MHz]	915
CW [W]	100000
	3~ (L1 / L2 / L3 / PE)
	-
[V]	400
[V]	-
[Hz]	50
	-
[W]	-
(HMI)	-
	A/D
2	-
3	-
4	-
5	-
[mm ()]	1206 (47,48)
[mm ()]	2262 (89,06)
[mm ()]	1108 (43,62)
	IP40