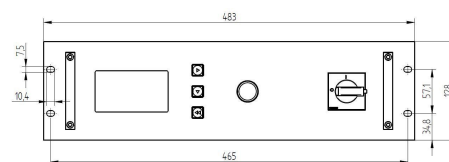
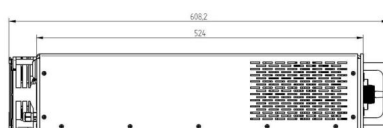
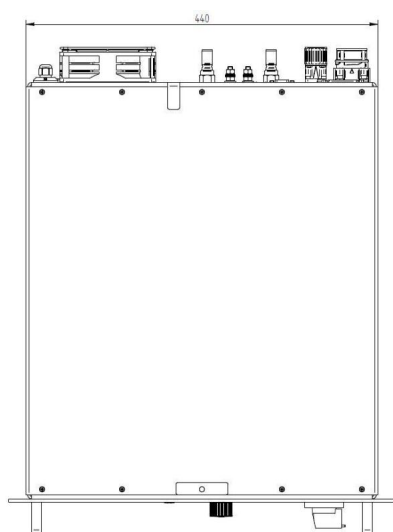


STROMVERSORGUNG (SWITCH-MODE) - MX010KD-155KL

Categories:



BILDERGALERIE



ZUSÄTZLICHE INFORMATIONEN

Art	
Frequenz [MHz]	2450
CW [W]	10000
	3~ (L1 / L2 / L3 / PE)
[V]	480
[V]	
[Hz]	50 / 60
	/
[W]	-
(HMI)	가
2	CAN-Bus
3	A/D
4	-
5	-
[mm ()]	484 (19,06)
[mm ()]	128 (5,04)
[mm ()]	607 (23,90)
	IP20
	MH010KS-250BF