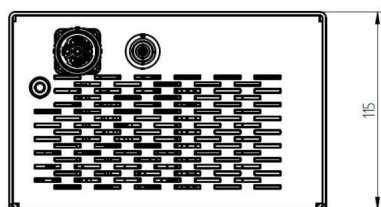
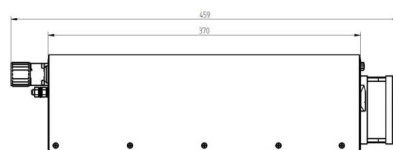
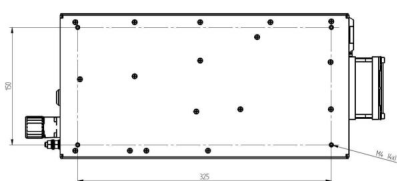


# STROMVERSORGUNG (SWITCH-MODE) - MX1250C-113KL

Categories:



## BILDERGALERIE



## ZUSÄTZLICHE INFORMATIONEN

<b>Art</b>	
<b>Frequenz [MHz]</b>	2450
<b>CW [W]</b>	1250
	1~ (L / N / PE)
	+ / -
<b>[V]</b>	227
<b>[V]</b>	24
<b>[Hz]</b>	50 / 60
<b>[W]</b>	-
<b>(HMI)</b>	
<b>[mm ( )]</b>	185 (7,28)
<b>[mm ( )]</b>	115 (4,53)
<b>[mm ( )]</b>	460 (18,11)
	IP20