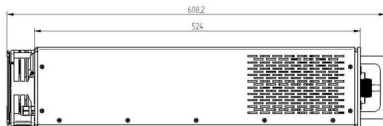
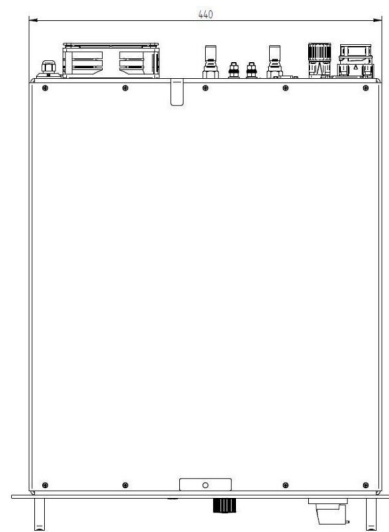
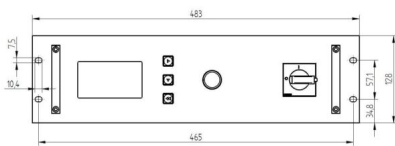


STROMVERSORGUNG (SWITCH-MODE) - MX6000D-152KL

Categories:



BILDERGALERIE



ZUSÄTZLICHE INFORMATIONEN

| | |
|-----------------------|------------------------|
| Art | |
| Frequenz [MHz] | 2450 |
| CW [W] | 6000 |
| | 3~ (L1 / L2 / L3 / PE) |
| [V] | 480 |
| [V] | |
| [Hz] | 50 / 60 |
| | / |
| [W] | 10000 |
| (HMI) | 가 |
| 2 | CAN-Bus |
| 3 | A/D |
| 4 | - |
| 5 | - |
| [mm ()] | 484 (19,06) |
| [mm ()] | 128 (5,04) |
| [mm ()] | 607 (23,90) |
| | IP20 |
| | MH6000S-250BF |