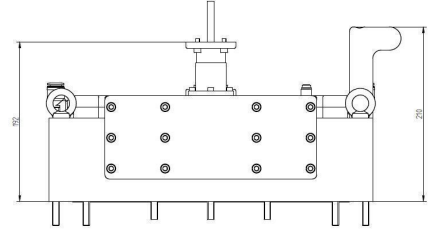


PLASMA ARRAY (LARGE AREA) - MA4000Y-123BC

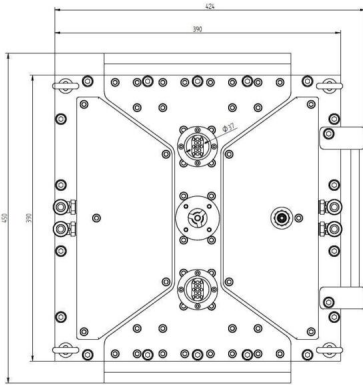
Category: Plasma components

Outline Dimensions (mm(inch))

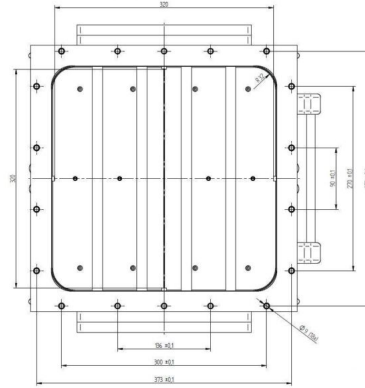


BILDERGALERIE

Outline Dimensions (mm(inch))



Outline Dimensions (mm(inch))



ADDITIONAL INFORMATION

Typ	Plasma array (large area)
Process	Etching & Deposition
Output Connection Type	Plasma area 320 mm x 320 mm
Dielectric material	Ceramics
Output Power CW [W]	2000
Frequency [MHz]	2450
Gas manifold	Single