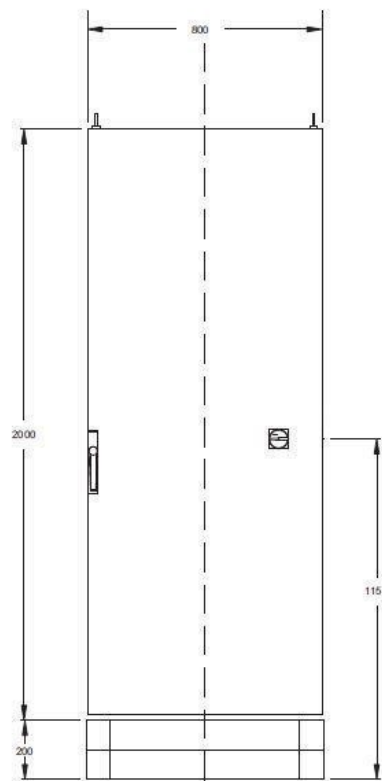


POWER-SUPPLY (LC-STABILIZED) - MS015KE-111DE


Category: Microwave generators

Outline Dimensions (mm(inch))

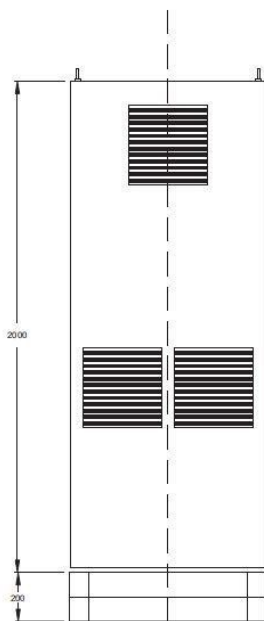


BILDERGALERIE

Outline Dimensions (mm(inch))



Outline Dimensions (mm(inch))



ADDITIONAL INFORMATION

Typ	Power-Supply
Frequency [MHz]	2450
Output Power CW [W]	15000
Line connection	3~ (L1 / L2 / L3 / PE)
Control circuit connection [V]	-
Line Voltage [V]	400
Mains voltage control circuit [V]	-
Line Frequency [Hz]	50 / 60
Cooling	air
Pulse output power max [W]	-
Front-Panel (HMI)	No Front-Panel, No Front-Panel
Interface	A/D
Interface 2	-
Interface 3	-
Interface 4	-
Interface 5	-
Width [mm (inch)]	806 (31,73)
Height [mm (inch)]	2250 (88,58)
Depth [mm (inch)]	605 (23,82)
Protection Class	IP54
Isolator	No
Power-Supply	Linear