

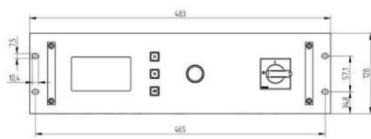
POWER-SUPPLY (SWITCH-MODE) - MX6000D-154KS

Category: Microwave generators

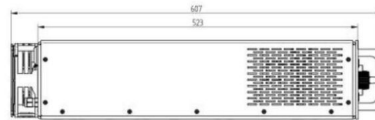


BILDERGALERIE


Outline Dimensions (mm(inch))



Outline Dimensions (mm(inch))



Outline Dimensions (mm(inch))



ADDITIONAL INFORMATION

Typ	Power-Supply
Frequency [MHz]	2450
Output Power CW [W]	6000
Line connection	3~ (L1 / L2 / L3 / PE)
Control circuit connection [V]	
Line Voltage [V]	400
Mains voltage control circuit [V]	
Line Frequency [Hz]	50 / 60
Cooling	Air / Water, Air / Water
Pulse output power max [W]	-
Front-Panel (HMI)	Operating Unit with Main Switch, Operating Unit with Main Switch
Interface	front display
Interface 2	Can-Bus
Interface 3	A/D
Interface 4	ProfiNet
Interface 5	-
Width [mm (inch)]	484 (19,06)
Height [mm (inch)]	128 (5,04)
Depth [mm (inch)]	607 (23,90)
Protection Class	IP20
Isolator	No
Related Magnetron Head	MH6000S-250BF, MH6000S-251BF
Power-Supply	Switch-Mode