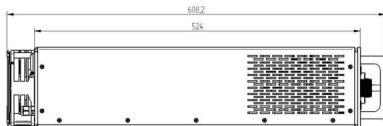
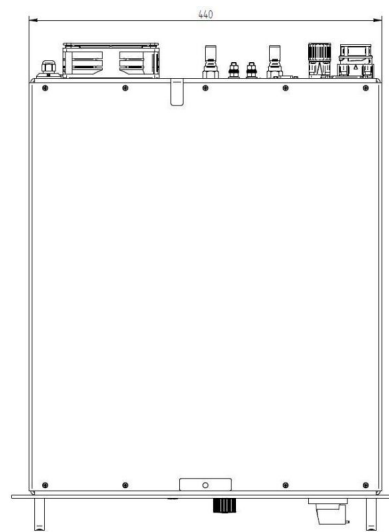
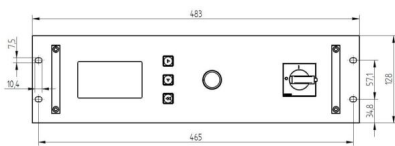


# POWER-SUPPLY (SWITCH-MODE) - MX6000D-155KG

Category: Microwave generators



## BILDERGALERIE



## ADDITIONAL INFORMATION

<b>Typ</b>	Power-Supply
<b>Frequency [MHz]</b>	2450
<b>Output Power CW [W]</b>	6000
<b>Line connection</b>	3~ (L1 / L2 / L3 / PE)
<b>Control circuit connection [V]</b>	
<b>Line Voltage [V]</b>	480
<b>Mains voltage control circuit [V]</b>	
<b>Line Frequency [Hz]</b>	50 / 60
<b>Cooling</b>	Air / Water, Air / Water
<b>Pulse output power max [W]</b>	-
<b>Front-Panel (HMI)</b>	Operating Unit with Main Switch, Operating Unit with Main Switch
<b>Interface</b>	front display
<b>Interface 2</b>	Can-Bus
<b>Interface 3</b>	A/D
<b>Interface 4</b>	RS-232
<b>Interface 5</b>	-
<b>Width [mm (inch)]</b>	484 (19,06)
<b>Height [mm (inch)]</b>	128 (5,04)
<b>Depth [mm (inch)]</b>	607 (23,90)
<b>Protection Class</b>	IP20
<b>Isolator</b>	No
<b>Related Magnetron Head</b>	MH6000S-250BF, MH6000S-251BF
<b>Power-Supply</b>	Switch-Mode